



Touchstone Energy®
Cooperatives
of Iowa

MARCH 2025

iowa

ELECTRIC COOPERATIVE LIVING



**Changes in Washington
signal positive energy impact**

**Inside Iowa's power
plant museum**

Seafood recipes

Win a \$100 gift card for landscaping ▶ See Page 3

CONTENTS



6



8



10

VOLUME 78 • ISSUE 3

3

STATEWIDE PERSPECTIVE

Energy issues key in 2025 Legislative Session

3

EDITOR'S CHOICE CONTEST

Win a \$100 gift card for landscaping

14

SAFETY MATTERS

Grain bin safety notice

15

OUT BACK

The power of the assist

EDITOR
Ann Foster Thelen

DESIGNERS
Megan Walters
Bree Glenn

IAEC DIRECTOR OF COMMUNICATIONS
Erin Campbell

IAEC EXECUTIVE VICE PRESIDENT
Leslie Kaufman

IAEC BOARD OF DIRECTORS
Jim Miller, District 5 – President
Gordon Greimann, District 6 – Vice President
Tony Lem, District 2 – Secretary/Treasurer
Jerry Keleher, District 3 – Asst. Secretary/Treasurer
Travis Harris, District 1
Steve Inskeep, District 4
Bruce Amundson, District 7
Marion Denger, Prairie Energy Cooperative – NRECA Representative
Terry Sullivan, Linn County REC – Managers' Representative

Iowa Electric Cooperative Living magazine (ISSN: 2770-8683) is published monthly by the Iowa Association of Electric Cooperatives, a not-for-profit organization representing Iowa's member-owned local electric cooperatives. Association address: 8525 Douglas Ave., Suite 48, Des Moines, IA 50322-2992. The phrase **Iowa Electric Cooperative Living** is a mark registered within the state of Iowa to the Iowa Association of Electric Cooperatives. The magazine does not accept advertising.

Editorial Office
8525 Douglas Ave., Suite 48, Des Moines, IA 50322-2992. Telephone: 515-276-5350.

Email Address
editor@ieclmagazine.com. *Iowa Electric Cooperative Living* magazine does not assume responsibility for unsolicited items.

Website
www.ieclmagazine.com

Postmaster
Send address changes to *Iowa Electric Cooperative Living* magazine, 8525 Douglas Ave., Suite 48, Des Moines, IA 50322-2992. Periodicals Postage Paid at Des Moines, Iowa, and at additional mailing offices.

Change of Address
Every local electric cooperative maintains an independent mailing list of its members, so please send your change of address directly to your local electric cooperative's office. *Iowa Electric Cooperative Living* magazine cannot make an address change for you.

© Copyright 2025, Iowa Association of Electric Cooperatives. No portion of the editorial, photographic or other content of *Iowa Electric Cooperative Living* magazine or its website may be reproduced without written permission of the editor.



ON THE COVER

Special thanks to Rene Carson, a Consumers Energy member-consumer, for supplying this month's cover image. Submit high-resolution photos for consideration to editor@ieclmagazine.com. You could receive \$100!

ENERGY ISSUES AT THE FOREFRONT OF THE 2025 LEGISLATIVE SESSION

BY HALEY MOON



Energy policy remains a top priority for Iowa lawmakers in the current state legislative session. Since the 91st General Assembly began on Jan. 13, legislative leaders

and Gov. Reynolds have emphasized key issues that could impact how electricity reaches Iowans in their homes and businesses. As always, Iowa's electric cooperatives are actively engaged in these discussions to ensure the voices of co-op member-consumers are heard and that the best interests of rural Iowa are considered.

The following are key legislative issues under discussion and their potential impact on your local electric cooperative:

Service territory protections

Protecting the state's defined electric service areas remains the top priority for Iowa's electric cooperatives. This law, established nearly 50 years ago, is essential for cooperatives to invest in local economic development, maintain affordable rates and ensure reliable service. The Iowa Association of Electric Cooperatives remains vigilant in safeguarding these protections from legislative proposals that could undermine them. Learn more at www.ProtectRuralIowa.com.

Third-party solar developments

Proposals in the legislature aim to establish third-party community solar programs in Iowa. These arrangements are different from the community solar programs available from some Iowa electric co-ops. You may have received information at your home or heard of neighbors being approached about subscribing to or leasing land for non co-op community solar projects.

While electric cooperatives support a diverse energy generation mix, there are concerns that these entities do not adhere to the same consumer protection

standards required of public utilities. Additionally, these projects could disrupt assigned service territories that are crucial for co-ops. If you have questions about solar energy or are approached by one of these third-party entities, please contact your local cooperative for more information.

Governor's energy priorities

Gov. Reynolds has outlined several energy-related priorities aimed at shaping Iowa's future in energy generation, transmission and distribution. These initiatives cover a wide range of topics, including how investor-owned utilities plan for and set rates and invest in new energy projects, ways the state of Iowa can examine the potential of nuclear energy, and making funds available for water infrastructure projects.

One issue of particular importance to electric cooperatives is the Right of First Refusal (ROFR). ROFR grants Iowa-based electric utilities the first opportunity to construct and maintain regional transmission projects within the state. Electric cooperatives support ROFR, as it enables Iowa's utilities to continue working together on critical

infrastructure projects that help maintain reliable electricity service.

Iowa's electric utilities employ thousands of Iowans to design, maintain and repair power lines in the state to ensure power continues to flow during our most extreme weather conditions. They invest in our communities and utilize Iowa companies as suppliers while working with landowners to protect Iowans' interests. Learn more at www.IowaElectricHomeTeam.com.

Staying engaged in the legislative process

As the legislative session progresses, your local electric cooperative directors and staff are actively engaging with lawmakers to advocate for policies that protect and strengthen rural Iowa's energy future.

For more information on these issues or to stay updated on legislative developments, please contact your local cooperative.

Haley Moon is the senior manager of policy and advocacy for the Iowa Association of Electric Cooperatives.

EDITOR'S CHOICE CONTEST

WIN A \$100 GIFT CARD FOR LANDSCAPING!

Planting season will soon be here! Carefully positioned trees can save up to 25% of a typical household's energy use, according to the U.S. Department of Energy. To help with your spring landscaping projects, we're giving away a \$100 gift card from a local garden center or nursery.

Visit our website and win!

Enter this month's contest by visiting www.ieclmagazine.com no later than March 31. You must be a member of one of Iowa's electric cooperatives to win. There's no obligation associated with entering, we don't share entrant information with anyone and multiple entries from the same account will be disqualified.

The winner of the stainless steel bread machine from the January issue was **Lisa Liles**, an **Access Energy Cooperative** member-consumer.




ENTER ONLINE BY MARCH 31!

EXPLORE IOWA THIS YEAR

The new 2025 Iowa Travel Guide is now available to inspire travelers to explore our great state. The free 148-page guide can be ordered online or picked up at any of Iowa's Welcome Centers and DOT rest areas. An online version is also available.

Order your free 2025 Iowa Travel Guide at www.traveliowa.com.




Features in the publication include:


- **Farm-to-table dining:** Plan a taste of Iowa at restaurants using fresh, locally sourced products.
- **Mountain biking:** Explore scenic trails that challenge and excite cyclists of all skill levels.
- **Historic hotels:** Step back in time at properties more than a century old.
- **Cozy winter getaways:** Discover charming cabins and inviting destinations to embrace the colder months.
- **Farm stays:** Experience life on various working farms across the state.


"We're seeing continued strong demand for travel," says Amy Zeigler, state tourism manager for the Iowa Tourism Office. "Recent research shows 90% of American travelers have high levels of excitement for travel this year. Content in the new travel guide hits on travel trends showing an increased desire for slowcations, foodie trips and experiential travel. The guide is an invaluable resource for people planning Iowa vacations."


HOUSEHOLD ITEMS TO REPURPOSE IN THE GARDEN


Spring is around the corner, which means gardening season will soon be here, too. Gardening can give a second life to all sorts of household resources. Here are a dozen re-tooling possibilities:


 **Kitchen scraps.** Banana and vegetable peels, eggshells, coffee grounds, salad remnants and other organic food waste make ideal "fuel" for the compost pile along with yard waste such as leaves, spent plants and grass clippings.


 **Old nylons.** Cut them into strips to make soft ties for tomato plants, for staking new trees, or for securing any tall, floppy vine or plant to a support.


 **Old shirts.** Besides transforming into rags, these can be cut into strips and also used as soft plant ties.

 **Newspaper, junk mail, office paper.** All can be shredded and added to the compost pile.


 **Empty milk jugs.** Wash and reuse as plant protectors over young veggie plants on cold nights. Or use the cut-off bottoms as seed-starting containers.


 **Plastic soda bottles.** Cut a vertical slit and wrap the bottles around young trees, shrubs and vines to protect them against rodent chewing.


 **Margarine tubs, yogurt cups, egg cartons.** Poke holes in the bottom and use as seed-starting containers.


 **Foam meat trays.** These make excellent water-catching trays for homemade seed-starting containers or for growing seedlings in cell packs

that you've cleaned and recycled from previous plant purchases.

 **Plastic wrap.** After food-bowl duty, save a few sheets to drape over seed-starting trays. It traps moisture like a mini-greenhouse.

 **Aluminum foil, cardboard tubes from toilet paper and paper towel rolls.** Wrap around the base of squash-family plants to keep squash-vine borers from laying eggs at the base of plants.

 **Used sandpaper.** Staple strips of it to the tops of raised bed boards or other wooden-bed edging to repel slugs, which detest crawling over scratchy surfaces.

 **Dehumidifier water.** Save on the water bill by using water from dehumidifiers on houseplants or outdoor potted plants.

HOW TO CHARGE AND STORE BATTERIES

Lithium-ion batteries are in all types of devices we use every day. These batteries can be found in cell phones, tablets, electric bikes and scooters, toothbrushes, and backup batteries. When purchased and used correctly, lithium-ion batteries can provide a valuable service, but there is a risk of fire and injury if uncertified batteries or chargers are used.

Follow these tips for safely using lithium-ion batteries:

- 1** Purchase batteries and chargers that are listed by a nationally recognized testing laboratory. These marks are found on batteries and chargers and show that they have been tested and are safe.
- 2** Always follow the manufacturer's instructions, including instructions on how to charge.
- 3** Only use manufacturer-approved batteries and chargers.
- 4** Stop charging once the device is fully charged.
- 5** Keep devices away from items that can catch fire, including bedding and couches. Never charge on surfaces that can catch fire.
- 6** Never charge devices near doors or hallways that may block exits and create tripping hazards.



2025 IOWA YOUTH TOUR INTERN SELECTED



The Iowa Association of Electric Cooperatives has selected Lucas Wuebker as its 2025 Iowa Youth Tour intern! Wuebker attended Iowa Youth Tour in 2022 and was sponsored by Midland Power Cooperative. He attends Iowa State University and studies communications and music.

Iowa's electric cooperatives have been sending high school students to Washington, D.C., since 1958! On the weeklong tour in June, students learn about electric cooperatives, American history and U.S. government and walk away with a greater understanding of their role as American citizens. They participate in National Youth Day, visit with their elected legislators and explore the sights around the nation's capital. In Iowa, high school students apply for slots from their local electric cooperative.



Lucas Wuebker is the 2025 Iowa Youth Tour intern.

The Iowa Youth Tour intern is responsible for the trip's social media efforts, taking and uploading photos from the trip, posting to the Iowa Youth Tour blog each day and helping with general chaperoning duties. Follow Iowa Youth Tour on Facebook and Instagram for updates during the annual trip in June.

ENTER TO WIN

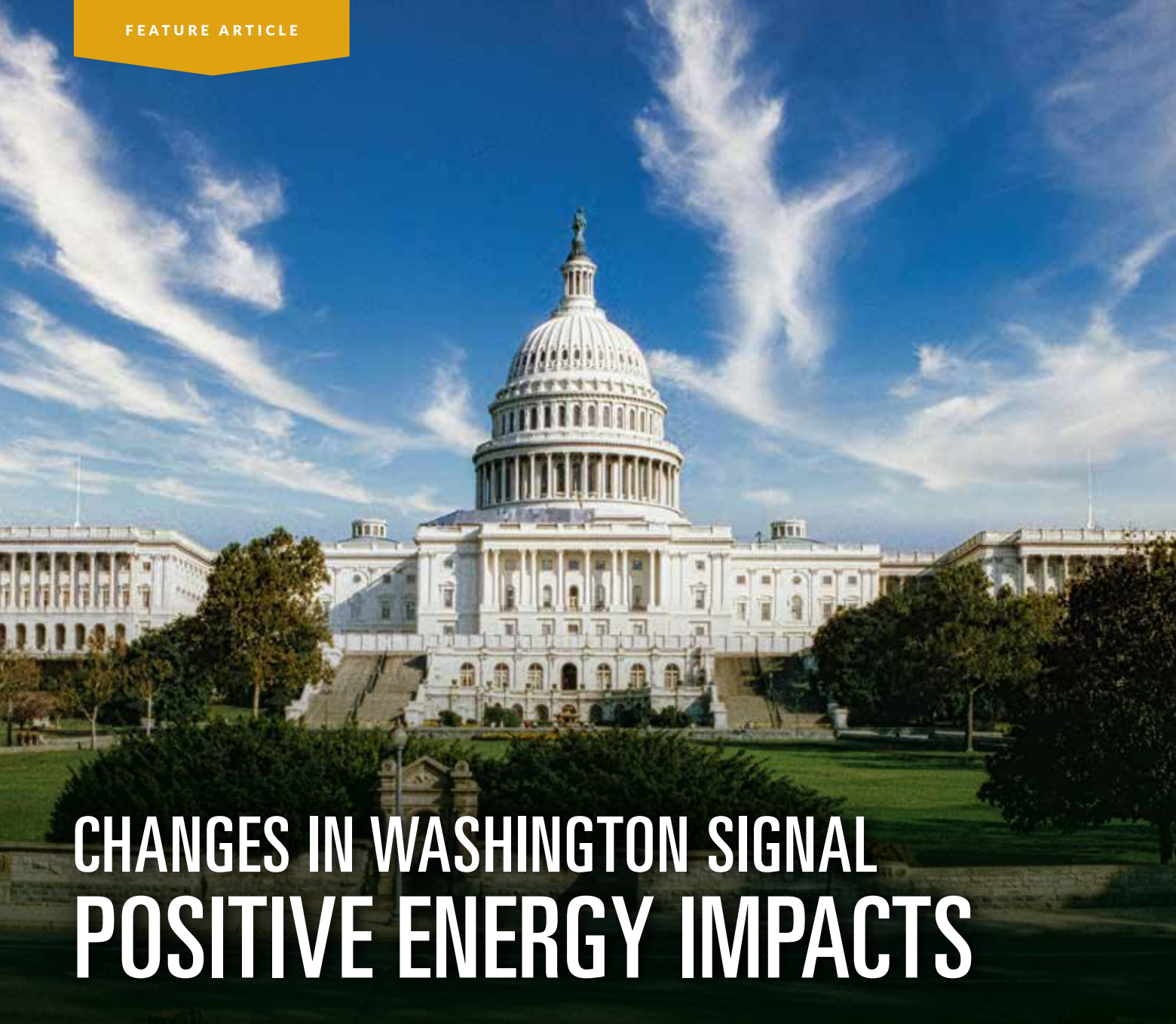
RECEIVE
\$100 FOR A
PUBLISHED
PHOTO



SEND US YOUR RURAL IOWA PHOTOS

We're always looking for stunning images for the cover of *Iowa Electric Cooperative Living* magazine. If we select your photo for a cover, we'll award you \$100. The photos must be clear, of an Iowa place served by an electric cooperative and in high resolution.

To be considered, email photos to editor@ieclmagazine.com with "Cover Submission" in the subject line. Please also include the name of the electric cooperative that serves you.



CHANGES IN WASHINGTON SIGNAL POSITIVE ENERGY IMPACTS

BY SCOTT FLOOD

The 2024 election centered on widespread frustration with America's economy and immigration. While energy policy didn't receive as much time in the campaigning spotlight, the second Trump presidency is likely to result in significant changes in how our nation approaches its ever-growing demand for electric power. For electric cooperatives, it appears those changes will be positive.

"America is at an energy crossroads, and the reliability of the electric grid hangs in the balance," explained Jim

Matheson, CEO of the National Rural Electric Cooperative Association (NRECA), in a message expressing the association's desire to work closely with President Trump and Congress to protect energy affordability and reliability. "Critical generation resources are being retired faster than they can be reliably replaced. At the same time, electricity demand is skyrocketing as power-hungry data centers and new manufacturing facilities come online. Smart energy policies that keep the lights on are more important than ever."

A critical juncture in energy policy

Shortly after the election, the North American Electric Reliability Corporation (NERC) warned that many regions face an elevated risk of electricity shortfalls in the face of extreme weather such as prolonged cold snaps. NERC, the nation's grid watchdog, reiterated that older power plants are being retired at the same time Americans are using more electricity. While solar and wind farms have been sprouting up, they can't deliver the always-available electricity that coal- and gas-fired plants have

long provided. Hurricanes Helene and Milton compounded the problem by damaging critical grid infrastructure.

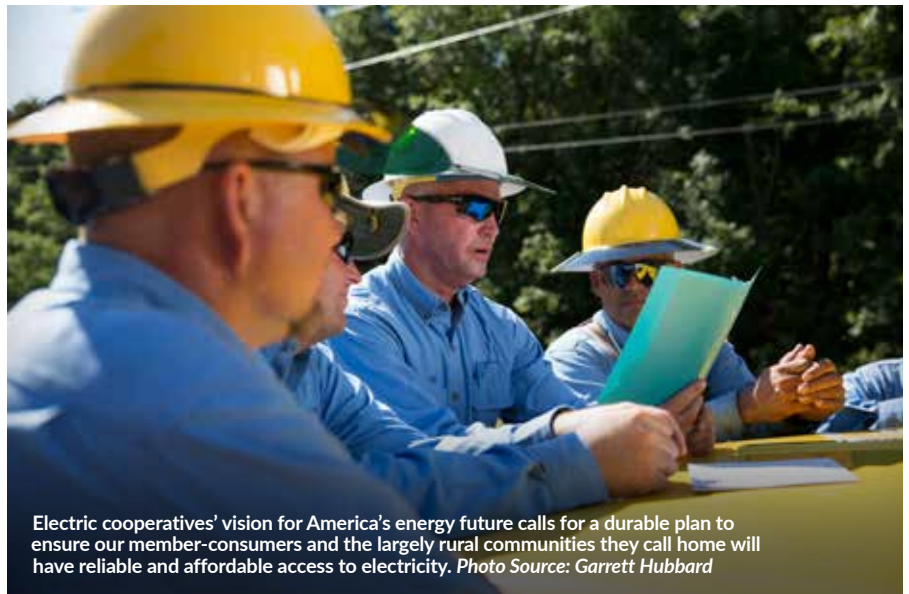
The first Trump administration scaled back many of President Obama's initiatives to replace fossil fuels with "clean power," so observers expect President Trump's team to overturn many of the Biden administration's energy-related policies. NRECA has been urging officials to eliminate regulatory burdens such as the Environmental Protection Agency's (EPA) power plant rule – which many believe exceeds the EPA's legal authority – and to encourage the U.S. Department of Energy and other agencies to take steps that will eliminate bureaucratic roadblocks and bolster the long-term reliability of the nation's grid.

Advocating for reliable, affordable power

Electric cooperatives' vision for America's energy future calls for a durable plan to ensure our member-consumers and the largely rural communities they call home will have reliable and affordable access to electricity in the face of the nation's skyrocketing demand.

Electric cooperatives are comfortable taking a leadership role in this effort because we have worked hard with elected officials and their staffs to advocate for our members. Policymakers from both parties have consistently commended electric cooperatives as reputable energy providers and engines of economic development that play a vital role in transforming the local communities they proudly serve.

Solidifying a positive and resilient energy future for co-op communities involves a long list of issues and elements. For example, NRECA is pressing Congress and the Trump administration to take concrete steps to overhaul outdated permitting laws that delay or frustrate efforts to build the new infrastructure tomorrow's energy needs demand. We need to address public lands and conservation regulations that make it challenging to operate powerlines, maintain rights of way and reduce potential wildfire



Electric cooperatives' vision for America's energy future calls for a durable plan to ensure our member-consumers and the largely rural communities they call home will have reliable and affordable access to electricity. Photo Source: Garrett Hubbard



Electric cooperatives are pressing Congress and the Trump administration to take concrete steps to overhaul outdated permitting laws that delay or frustrate efforts to build the new infrastructure tomorrow's energy needs demand. Photo Source: Robb McCormick Photography

threats. Electric cooperatives are also working to support their member-consumers by maintaining federal programs and tax credits that bolster electric reliability and affordability.

While President Trump has earned a reputation for demanding swift action on his priorities, we need to remember that change doesn't happen quickly in Washington. For example, undoing the EPA power plant rule will require a robust regulatory process that will take some time to ensure this repeal can withstand expected legal challenges. While the exact path we'll take is still coming into focus, our top priority is the interest of the local communities

we serve and the everyday Americans who call them home.

We will continue to strengthen our voice by making sure our representatives at the federal and state level are aware of our concerns and the importance of ensuring reliable, affordable electricity for all Americans.

The strength of the electric cooperative movement and the clout we have when we work together are unsurpassed, positioning us for continued success as we work with the new administration.

Scott Flood writes on a variety of energy-related topics for the National Rural Electric Cooperative Association.



MAINE BAKED FISH

- 4-6 white fish fillets, any type
- 1 can cream of shrimp soup
milk
- 1 can small shrimp, drained and rinsed
buttered breadcrumbs

Place fish in a buttered, flat baking dish. Thin the shrimp soup with milk and pour over fish. Add canned shrimp over soup layer. Cover lightly with breadcrumbs. Bake at 350 degrees F for 30 minutes. Serves 4-6

Jane Person • Batavia
Access Energy Cooperative

BLACKENED WALLEYE

- 2-4 walleye fillets
- 1 stick butter
Zatarain's blackened seasoning, to taste

Rinse the walleye fillets in cold water, pat dry. Place in plastic or metal bowl in the refrigerator. Melt butter in a small pan, then remove from heat and let cool briefly. Pour melted butter over the chilled fillets. Toss with tongs to ensure they are coated entirely. Shake Zatarain's blackened fish spice over the fillets, stir and add spice until the fillets are coated well. Outside, heat a cast iron skillet over a propane fish fryer until smoking hot. Use tongs to put a few fillets into the hot pan. Leave room between fillets. Cook for 2-3 minutes on each side. Remove and enjoy. Serves 2-4

Allyson Bailey • Hamilton
Chariton Valley Electric Cooperative, Inc.

CAROL'S MOCK LOBSTER

- 3 quarts water
- 1 tablespoon mixed pickling spices
- 2 bay leaves
- ¼ cup vinegar
- 1 pound frozen haddock or cod fillets, thawed
- ¼ cup butter
- ¼ teaspoon paprika
lemon butter, as desired

Bring water to boil on high heat. Place pickling spices in a cheesecloth bag and place in boiling water. Add bay leaves and vinegar. Reduce heat to medium and add fillets. Cook for 2-3 minutes, until the fish turns white. Remove and place fillets on oven broiler rack. Brush with butter and sprinkle with paprika. Broil 3 inches from broiler unit for 7-8 minutes. Don't turn over. Serve with lemon butter. Serves 4

Nancy Pelzer • Ames
Consumers Energy

"NORWEGIAN" FISH BOIL

- 8-10 6-ounce haddock fillets, or any white fish
- 3-5 pounds small red potatoes
- 1 bag pearl onions

Rinse fish and tie fillets in cheesecloth. In a large pot, boil potatoes and onions for approximately 20 minutes. Add fish and boil for an additional 10 minutes. Remove and serve on a large platter. This goes well with coleslaw and lefse. Serves 8-10

Janmarie Olson • Holland
Grundy County Rural Electric Cooperative

SALMON WITH TOMATOES AND FETA

- 4 4-ounce salmon fillets
- Old Bay seasoning, to taste
- 1½ cups cherry or grape tomatoes, halved
- ¾ cup crumbled feta cheese
- ¾ cup lemon juice
- ¾ cup olive oil
- 1 teaspoon dried basil
- 1 teaspoon dried oregano
- 1 teaspoon parsley flakes

Place salmon fillets on individual pieces of foil, pulling the foil up around the sides to form a boat. Sprinkle salmon with Old Bay seasoning. Mix the remaining ingredients in a large bowl. Spoon mixture over the salmon in the foil. Wrap the foil around the salmon and topping, closing the edges. Place in baking dish and bake at 350 degrees F for 30-35 minutes. Serves 4

MacKenzie Dreeszen Rutter • Ankeny
Consumers Energy

OYSTERS BURGUNDY

- 10-15 medium oysters
- 1 teaspoon lemon juice
- salt, to taste
- pepper, to taste
- 2 tablespoons butter
- 1 tablespoon green onion, chopped
- 2 teaspoons parsley, chopped
- ½ teaspoon garlic, minced
- breadcrumbs
- Parmesan cheese
- paprika

Place oysters and lemon juice in a casserole dish; add salt and pepper to taste. Blend butter, green onion, parsley and garlic. Spread mixture over oysters. Sprinkle top with breadcrumbs, cheese and paprika. Bake at 350 degrees F for about 10 minutes or until crumbs are brown. Serves 4

Cheryl Schiller • Donnellson
Access Energy Cooperative

SALMON LOAF

- 1 15.5-ounce can salmon
- ½ cup milk
- ¾ cup soft breadcrumbs
- 2 eggs
- 2 tablespoons onion
- 1 tablespoon lemon juice
- 1 tablespoon parsley
- ¼ teaspoon salt
- dash pepper

Drain salmon, reserving liquid. Pour milk over breadcrumbs and let stand for 5 minutes. Then add salmon, liquid reserved from salmon, eggs, onion, lemon juice, parsley and seasonings. Spread in greased pan and bake at 350 degrees F for 40-50 minutes, until firm. Serve plain or with sauce of your choice.

Ardine Dillingham • Hartley
Osceola Electric Cooperative, Inc.

Visit www.ieclmagazine.com and search our online archive of hundreds of recipes in various categories.



SHRIMP TACOS

- ½ cup mayonnaise
- 3 tablespoons sour cream
- 1 garlic clove, minced
- ¼ cup cilantro, chopped
- 2 tablespoons lime juice
- 1 cup green cabbage
- ½ cup red cabbage
- 1 pound shrimp, raw
- 1 tablespoon taco seasoning
- 1 tablespoon olive oil
- 1 tablespoon butter
- 6-8 medium tortillas
- avocado, optional
- tomatoes, optional

In a bowl, combine mayonnaise, sour cream, garlic, cilantro and lime juice for a cilantro lime sauce. Finely shred cabbage and add cilantro lime sauce. Mix well and set aside. Season the shrimp with taco seasoning. Heat oil and butter in a skillet. Once hot, add shrimp and cook for 2 minutes per side until opaque. Warm the tortillas, add a bed of slaw mix and top with shrimp. Add any other ingredients to your liking such as avocado or tomatoes. You can also substitute hoagie buns for tortilla shells and make a po'boy sandwich. Serves 4-5

Crystal Hammes • Libertyville
Access Energy Cooperative

WANTED:

FIRECRACKER FAVORITES

THE REWARD:
\$25 FOR EVERY ONE WE PUBLISH!

Deadline is March 31
Submit your favorite firecracker (spicy!) recipes. Please include your name, address, telephone number, co-op name, recipe category and number of servings on all submissions.



EMAIL: recipes@ieclmagazine.com
(Attach your recipe as a Word document or PDF to your email message.)

MAIL: Recipes
Iowa Electric Cooperative Living magazine
8525 Douglas Ave., Suite 48
Des Moines, IA 50322

IOWA'S REA POWER PLANT MUSEUM RECEIVES NATIONAL HISTORIC LANDMARK DESIGNATION

BY MADISON ALERT



The history of electric cooperatives is woven into the fabric of rural America, where a shared sense of purpose has always united individuals in pursuit of a brighter future. Before electrification, rural life was defined by darkness, isolation and relentless challenges. Yet, even in the most trying times, these communities possessed a determined spirit – a vision that would forever change the course of American history. Fueled by grit and willpower, that spirit laid the foundation for one of the most profound and transformative movements in our nation's past: rural electrification.

On May 11, 1935, President Franklin Roosevelt signed Executive Order No. 7037, establishing the Rural Electrification Administration (REA). This pivotal moment in history created the Rural Electrification Act, a federal loan program that sought to bring the power of electricity to

rural America. While investor-owned utilities resisted, farmers of rural America saw an opportunity and flooded the newly formed program with applications, signaling the dawn of the electric cooperative movement.

Embracing the call for rural electrification

Northern Iowa embraced the call for electrification. Newspapers like the *Hampton Chronicle* served as champions for electrification, urging community support with articles like the March 12, 1936, piece, "Are You Interested in Rural Electrification?" It was a call for unity to bring light to the countryside. And so, Iowa farmers gathered, forming cooperatives that would forever change the landscape of rural life.

The cost of this dream was shared among farmers committing to pay a monthly fee, roughly \$5, for 100 kilowatt-hours of electricity.

It was a leap of faith for many as skepticism and doubt lingered. However, the cooperative spirit ran deep, and farmers' collective perseverance soon proved naysayers wrong.

On Feb. 10, 1937, northern Iowa farmers joined together to incorporate the generation cooperative Federated REA. Days later, REA Deputy Administrator John Carmody announced the decision to fund Federated REA to serve Franklin, Hardin, Wright, Butler, Grundy and Hancock counties in Iowa. The \$222,000 loan laid the groundwork for Iowa's Reeve Power Plant south of Hampton.

A dream becomes reality

The Reeve Power Plant is situated on six acres next to the Rock Island Railroad, which helped ensure that construction materials and fuel could be easily transported to the site. The

winning construction bid of \$51,875 by a local contractor allowed work to begin on Sept. 1, 1937, signifying construction of the power plant was full steam ahead. Concrete was mixed and poured by hand; innovative methods of steam and tarps helped overcome the freezing temperatures of Iowa's winter.

By January 1938, the Reeve Power Plant was fully enclosed, and in mid-March, the first two engines – massive Nordberg powerhouses – were tested and successfully fired up. Then, on March 23, 1938, at 8:30 a.m., the dream became a reality. The Reeve Power Plant began operations, delivering 24-hour electric service to its six rural counties. With that, Federated REA became the first cooperative west of the Mississippi River to generate and distribute farmer-owned electricity, marking the beginning of a new era. In less than seven months, rural electrification had arrived. In the years that followed, two additional engines were added, and crews

braved challenging weather and the struggles that came with expanding.

In 1947, Federated REA merged with the Central Electric Federated Cooperative Association in Pocahontas to form Corn Belt Power Cooperative (Corn Belt Power). This new cooperative structure responded to the soaring demand for electricity, utilizing the Reeve Power Plant to manage overflow from its primary generation facility. During this period of peak demand, energy brownouts became a common occurrence, with sections of the service territory experiencing reduced electricity usage to balance the grid. Concurrently, rural electrification had reached over 90% of U.S. farms, a remarkable achievement that underscored the success of the cooperative business model.

In 1950, Corn Belt Power transitioned the Reeve Power Plant to standby mode after a new generation source was commissioned to meet the grid's growing needs. Despite this change, the site continued to house a substation, providing vital support to the cooperative's members in the region and maintaining its role in the legacy of rural electrification. After serving its membership for decades, the generation plant was finally taken out of commission in 1974.

Maintaining historical significance

In 1988, the plant was donated to the Franklin County Historical Society, and through the efforts of countless volunteers, the REA Power Plant Museum was born. The museum, which opened to the public in 1990 as a Historic Place on the National Register, stands as a powerful reminder of the hard work, sacrifice and unity that made rural electrification possible. In 2002, the museum earned recognition as a point of interest within the Silos and Smokestacks National Heritage Area.

In December 2024, the Reeve Power Plant was designated as a National Historic Landmark, honoring its legacy as the last remaining original plant built following the 1936 Rural Electrification Act. This recognition commemorates the plant's physical



structure and celebrates the remarkable spirit of innovation and perseverance it represents.

With many thanks to the Franklin County Historical Society and volunteers like Rick Whalen of Hampton, the historic site remains a testament to rural America's transformation. This dedication helps to preserve the spirit of hope, resilience, and effort that made electrification possible, ensuring the story continues to inspire future generations.

Museum exhibits showcase the challenges and triumphs of a bygone era, while displays highlight life before and after electrification. Visitors can also see artifacts like the original three-cylinder engine, circuit panels, transformers and the iconic concrete blocks engraved with "REA." The museum offers a living history of rural America's transformation, powered by the cooperative spirit and the collective will of those who dared to dream of a brighter future.

Madison Alert is the communications specialist/key accounts representative for Franklin REC.



REA POWER PLANT MUSEUM

TIMELINE

March 12, 1936

The *Hampton Chronicle* newspaper published the first article encouraging local farmers to form an electric cooperative

Early 1937

Federated REA received \$222,000 in the Rural Electrification Act's federal funding for the construction of the Reeve Power Plant

Winter 1937-1938

Construction of the plant continued through harsh winter weather conditions

February 1938

The second 4-cylinder engine was delivered and installed

March 19, 1938

The 4-cylinder engine underwent its first successful trial run

1940

The third engine was installed into the power plant

1947

Federated REA merged with neighboring cooperative Central Electric Federated Cooperative Association to create Corn Belt Power Cooperative (Corn Belt Power) – a generation and transmission cooperative

1951

The Reeve Power Plant was put on standby generation, but still operated as a substation for Corn Belt Power

1988

The Reeve Power Plant was donated to the Franklin County Historical Society and became the REA Power Plant Museum

2002

The Reeve Power Plant was recognized as a point of interest by the Silos and Smokestacks National Heritage Area

December 2024

The REA Power Plant Museum registered as a National Historic Landmark

May 11, 1935

Executive Order No. 7037 was signed by President Franklin D. Roosevelt, establishing the Rural Electrification Administration (REA)

Feb. 10, 1937

Eighteen farmers met in Fort Dodge to incorporate Federated REA

Sept. 1, 1937

Groundbreaking of the Reeve Power Plant began

January 1938

The Reeve Power Plant was enclosed, and the first 3-cylinder engine was installed

March 15, 1938

The 3-cylinder engine underwent its first successful trial

March 23, 1938

The Reeve Power Plant began supplying 24-hour electricity to rural homes in six counties

Winter 1941

The fourth, and final, engine was installed during the historic 1941 blizzard

1948-1950

The Reeve Power Plant operated as an overflow demand facility, as peak rural electrification expanded across the U.S.

1974

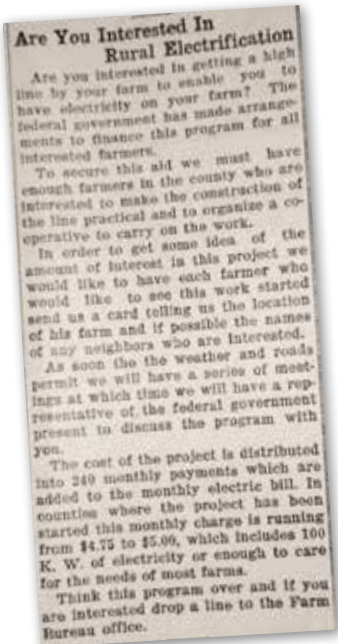
Corn Belt Power phased out and retired the Reeve Power Plant

1990

Renovations to the power plant began to transition to a museum and placed on the National Register of Historical Places

2017

The beginning of the process to recognize the museum as a National Historic Landmark



LANDSCAPING TO SAVE ENERGY

BY MIRANDA BOUTELLE

There's a lot going on in the space around our homes. Competing factors of aesthetics, safety, energy efficiency, water conservation and increasing risk of wildfires are a lot to consider. Thoughtful planning and good design can address these factors and result in year-round energy savings.

Carefully positioned trees can save up to 25% of a typical household's energy use, according to the U.S. Department of Energy (DOE). When selecting the right trees and other foliage, research what is best for Iowa. Select native species for lower maintenance.

Plant for multiple benefits

Strategically placed deciduous trees allow for summer shade and passive solar heat gain in the winter when leaves have fallen. This can lead to energy savings in the summer and winter.

Slower-growing trees might take longer to provide maximum shading benefit, but their roots are typically deeper, and branches are stronger. These factors can make them less likely to be damaged by wind, snow or ice, and they are more drought resistant.


Be sure to plant large trees far enough away from your home to prevent damage from falling branches or root damage to your home's foundation.

Keep in mind, if you have a rooftop photovoltaic solar system, even a small amount of shade can significantly reduce energy production. Consider smaller plantings closer to the home to shade walls, windows or hardscaped surfaces, such as driveways and sidewalks.

Windbreaks are another landscaping strategy that can be beneficial for energy savings in windy areas. The DOE says windbreaks reduce wind speed by as much as 30 times the windbreak's height. That, in turn, reduces wind chill near your home



Strategically placed trees shade your home during the summertime, which can lower your energy bills.



Plant trees that provide shade during the heat of the summer.

and can lower heating costs. The DOE recommends planting two to five times the mature tree's height away from your home.

Plant evergreen trees and shrubs for windbreaks and consider adding fences or earthen mounds to help lift the wind up and over your home. In cold climates, they offer the added benefit of acting as a snowdrift to keep snow from piling up against your home.

Keep landscaping clear of dryer vents, heat pumps and air-conditioning units to ensure access for maintenance and airflow around those locations.

Consider safety first

When landscaping, always consider safety first. Call before you dig to ensure you know where any underground power, gas, water or

sewer lines are located. The national 811 Underground Service Alert program routes you directly to your local resources. Call 811 or go to IowaOneCall.com before you dig.

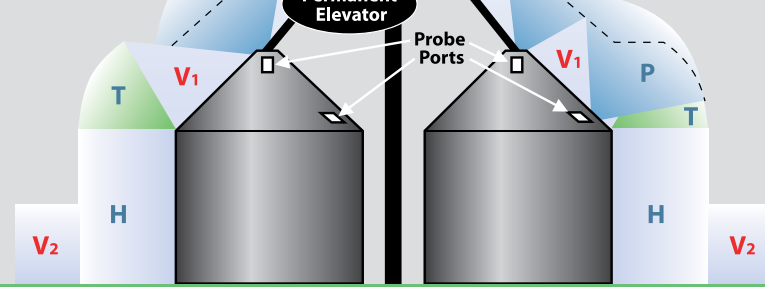
Be mindful of overhead power lines, too. Look up and check the surroundings before setting up ladders. Be thoughtful when planting new landscaping that could encroach on power lines. Utility equipment should have at least 10 feet of clearance, when possible.

As you prepare to refresh your yard for the coming spring and summer, consider ways you can boost your energy efficiency for more comfort and savings year-round.

Miranda Boutelle writes on energy efficiency topics for the National Rural Electric Cooperative Association.

Clearance envelope for grain bins filled by permanently installed augers, conveyors or elevators

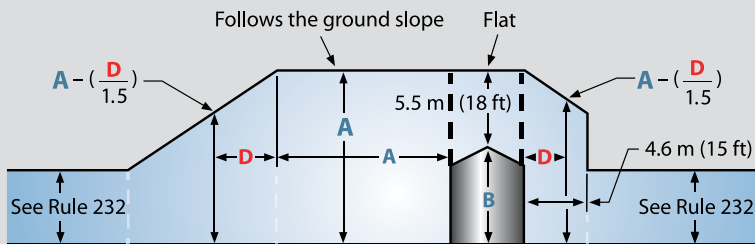
- P** = Probe clearance
5.5m (18 ft) required by Rule 234F1a
- H** = Horizontal clearance
4.6m (15 ft) required by Rule 234F1b
- T** = Transition clearance
- V₁** = Vertical clearance above a building required by Rule 234C
- V₂** = Vertical clearance required by Rule 232B



From IEEE Std. C2-2017, "National Electrical Safety Code." © Copyright 2016 by IEEE. All rights reserved.

Clearance envelope for grain bins filled by portable augers, conveyors or elevators

ELEVATION



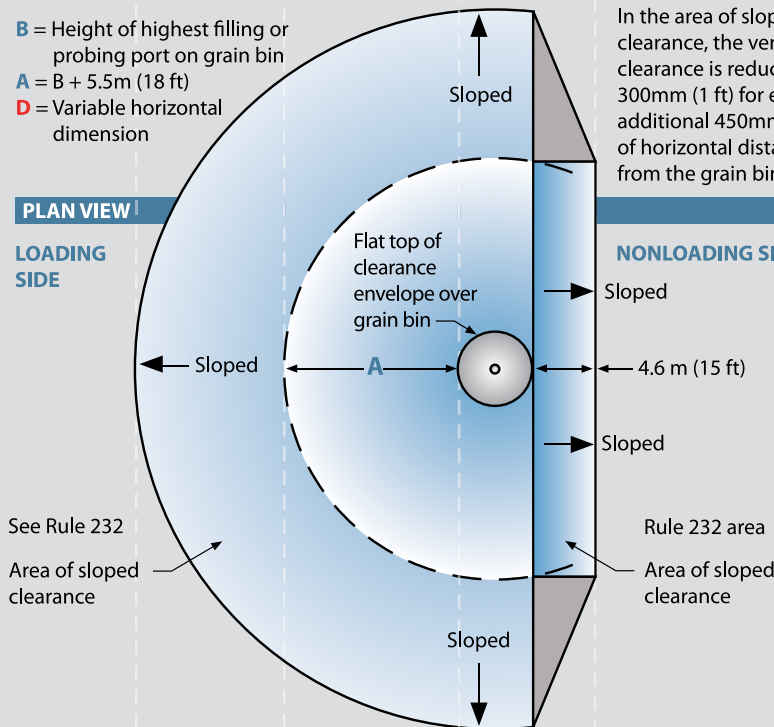
- B** = Height of highest filling or probing port on grain bin
- A** = B + 5.5m (18 ft)
- D** = Variable horizontal dimension

In the area of sloped clearance, the vertical clearance is reduced by 300mm (1 ft) for each additional 450mm (1.5 ft) of horizontal distance from the grain bin.

PLAN VIEW

LOADING SIDE

NONLOADING SIDE



MAINTAIN PROPER CLEARANCE AROUND GRAIN BINS

The state of Iowa requires specific clearances for electric lines around grain bins, with different standards for those filled by portable and permanent augers, conveyors and elevators. According to the Iowa Electric Safety Code found in Iowa Administrative Code Chapter 199 - 25.2(3) b: An electric utility may refuse to provide electric service to any grain bin built near an existing electric line which does not provide the clearances required by the American National Standards Institute (ANSI) C2-2017 "National Electrical Safety Code," Rule 234F. This paragraph "b" shall apply only to grain bins loaded by portable augers, conveyors or elevators and built after Sept. 9, 1992, or to grain bins loaded by permanently installed augers, conveyors, or elevator systems installed after Dec. 24, 1997. The Iowa Utilities Commission has adopted this language.

Your local electric cooperative is required by the Iowa Utilities Commission to provide this annual notice to farmers, farm lenders, grain bin merchants and city and county zoning officials. The drawings on this page show the required clearances, but your co-op's policies may be more restrictive. If you have any questions concerning these regulations - or what needs to be done before you begin placing a new grain bin or moving an existing one - please call your electric co-op for help.

These drawings are provided as part of the Iowa electric cooperatives' annual public information campaign and are based on the 2017 Edition of the National Electrical Safety Code. To view the actual drawings, refer to that publication.

Every care has been taken for the correctness of the contents of these drawings. However, the Iowa Association of Electric Cooperatives and its member cooperatives accept no liability whatsoever for omissions or errors, technical inaccuracies, typographical mistakes or damages of any kind arising from the use of the contents of these drawings, whether textual or graphical.

From IEEE Std. C2-2017, "National Electrical Safety Code." © Copyright 2016 by IEEE. All rights reserved. The IEEE disclaims any responsibility or liability resulting from the placement and use in the described manner.

THE POWER OF THE ASSIST

BY DARCY DOUGHERTY MAULSBY

Any March Madness fans out there? While it's easy to focus on the superstars in these big games, a talented volleyball player at our local high school got me thinking about teamwork in a different way.

Norah Riedesel is an 18-year-old senior at South Central Calhoun (SCC) High School. This fall, she reached a major milestone of 1,500 career assists. Her accomplishment reminded me of a morning last July when I was in Ames for Iowa Swine Day. (Stick with me – you'd be amazed at what you can learn at farm meetings.)

The keynote speaker, Ross Bernstein, presented "The Champion's Code: Building Relationships Through Life Lessons from the Sports World to the Business World." One of his stories revolved around his youth in southern Minnesota and his passion for hockey. He mentioned his favorite player, Wayne Gretzky, who racked up 894 regular-season goals and 1,963 assists during his storied career.

"When you make a goal, you make one person happy. But an assist makes two people happy," Bernstein said. "Wayne understood the power of the assist."

That wisdom popped back into my head when I decided I should reach out to Norah. "Here's someone who really understands the power of the assist," I thought.

We win or lose together

Norah told me she started playing volleyball in fourth grade. She played right back (a defensive position) during her freshman and sophomore years of high school and became a setter during her junior and senior years.

"There are a lot of things that go into setting," Norah explained. "The biggest skill you need is the ability to make quick decisions on the spot. The first thing I think about is the other team's defense. Every team



Norah Riedesel (front row, third from the right), a senior at South Central Calhoun (SCC) High School, has played a key role on the SCC volleyball team.

has their weakness, so it's important to get the ball to hitters who can put the ball in that weak spot."

Assists are an integral element of teamwork, she added. "The phrase 'bump, set, spike' didn't come from nowhere. Without a good pass, there's probably not a good set. Without a good set, hitters aren't in the position to score."

That's exactly the mindset that led Norah and her fellow SCC Titans to the regional final game last fall. Had they won, they would have competed in the state volleyball tournament.

While Norah's high school volleyball career has ended, the power of the assist is a lesson that will serve her well in life. (She's headed to college to earn her doctorate of physical therapy degree and specialize in sports physical therapy.)

Success beyond sports

Norah is a real-life example of how the power of the assist reflects the talent and heart of a person. The assist combines skill and intention. It embodies your willingness to intentionally give up a chance for personal gain to create the possibility for a teammate to shine.

The assist doesn't just exist in sports. Ever heard of Reggie Young? This



American guitarist (1936-2019) was a leading session musician who performed on various recordings back in the day. His power of the assist made countless artists, including Elvis Presley, Willie Nelson, Waylon Jennings, Johnny Cash, Jerry Lee Lewis and Merle Haggard, sound even better.

The power of the assist also influences the arts. Think of the director who guides the actors in a movie or theater production to excellence. In the publishing world, there's the detail-oriented editor who polishes writers' prose to make these stories more clear, concise and compelling.

The power of the assist is a big responsibility, as Norah reminded me, but it can unleash exceptional results. Even better, it's a mindset that anyone can cultivate. What will your next great assist look like?

Darcy Dougherty Maulsby lives near her family's Century Farm northwest of Lake City. Visit her at www.darcymaulsby.com.

Visit our website at www.ieclmagazine.com



WHERE

WE FIND POTENTIAL FOR SUCCESS

WE

WILL EMPOWER OUR MEMBERS TO

LIVE

THEIR PASSIONS



Touchstone Energy® Cooperative
The power of human connections®

As your **Touchstone Energy® cooperative**, we are your energy community. The power we provide is much more than a way to keep the lights on, it plugs into the family, friends, and neighbors that make up your local co-op.